

# **United States**

## **TEA PARTY**

### **Demographics**

April 2, 2010



**Abstract:** This Blog will illustrate the base demographics of the Tea Party Movement.

It will discuss the following main points

1. Tea Party popularity growing and its effect on the Republican and Democratic Parties.
2. Election Influence
3. Age Range of Tea Party members Nationwide
4. Regions of the country where the Tea Party movement is most active.
5. Ethnic Heritage of Tea Party Members Nationwide
6. The Ecosystem of the Tea Party Movement
7. The Tea Party “Adopt a Democrat” Program

## 1. Tea Party Movement Gains Attention of the Major Parties

In short, the following statistics from the Dec 2009 Rasmussen Report of over 1,000 eligible voters nationwide shows a very favorable and growing acceptance of overall Tea Party.

Republican voters are paying a lot more attention to the Tea Party movement than anyone else.

**Forty-three percent** (43%) of GOP voters are following news about the movement Very Closely. Another 30% are following it somewhat closely. *Just 12% of Democrats* are following stories about the Tea Party movement Very Closely.

**Seventy percent** (70%) of Republican voters have a favorable opinion of the Tea Party movement while only seven percent (7%) offer an unfavorable view. Interestingly, 49% of Democrats have no opinion one way or the other.

Among unaffiliated voters, 43% have a favorable opinion of the Tea Party efforts while 20% say the opposite.

**Forty-one percent** (41%) of all voters nationwide say *Republicans and Democrats are so much alike that a new party is needed to represent the American people*. Republicans are evenly divided on this question, while Democrats overwhelmingly disagree. However, *among those not affiliated with either major party, 60% agree that a new party is needed*, and only 25% disagree. Men are far more likely than women to believe a new party is needed.

As for the voting preference, the Tea Party bests the GOP among both men and women and in all age groups except those over 65.

The Tea Party candidates are the first choice among political conservatives. Among moderates, the Tea Party candidates are more popular than Republicans. However, nearly half of all moderate voters prefer a Democrat.

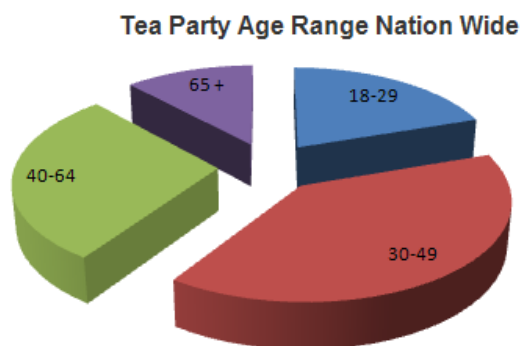
Among the Political Class, not a single respondent picked the Tea Party candidate. However, among those with populist or mainstream views, 31% prefer the Tea Party, and 26% are undecided. Twenty-three percent (23%) pick a Republican candidate, and 19% are for the Democrat

## 2. Tea Party Election Influence

- a. Massachusetts Republican Scott Brown, Jan 2010 Senatorial Election won with Tea Party backing.<sup>1</sup>
- b. Intent to Recall Democratic Senator Robert Menendez, 2 years before his term ends. New Jersey Tea Parties United & Sussex County Tea Party joint petition to use this rare tactic to recall its congressman. The New Jersey Appellate Court ruled the NJ Secretary of State must accept the Tea Parties Notice and allow their Joint Recall committee to begin the process of voter signature collections. Tea Party has 320 days to obtain signatures of 25% of the voters to place a recall on the next ballot. The American Civil Liberties Union is the Tea Party team's legal team.<sup>2</sup>
  - i. This is a growing trend. There are pending recalls in many other States (Colorado, Michigan, Montana, North Dakota, Oregon, Washington, Wisconsin and Louisiana)
- c. Virginia Democratic controlled Senate passes [SB 283](#), [SB 311](#) and [SB 417](#) backed by heavy Richmond Tea Party influence of 2,400 of its supporters.
  - i. Measures similar to Virginia angst over the Obama Health Care Plan to penalize tax payers who can't prove insurance are pending in at least 29 other States.<sup>3</sup>

## 3. The following chart demonstrates the age ranking of Tea Party members Nation Wide.<sup>4</sup>

- a. 18-29, 20%
- b. 30-49, 40%
- c. 50-64, 29%
- d. 65 and up, 12%



<sup>1</sup> The Christian Science Monitor, Scott S. Powell, January 19<sup>th</sup>, 2010.

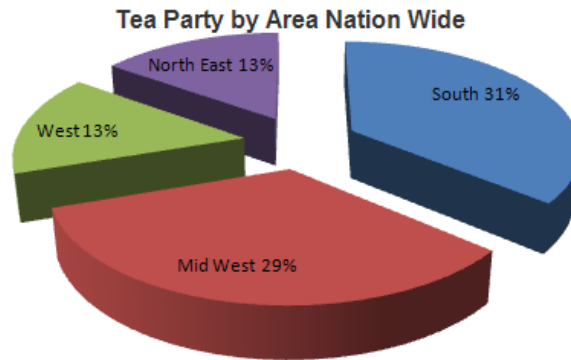
<sup>2</sup> World Net Daily, Drew Zahn, March 16, 2010

<sup>3</sup> The Washington Post, Rosalind S. Helderman, Feb 2<sup>nd</sup>, 2010

<sup>4</sup> CNN Poll of 954 Registered Voters, Feb 17, 2010

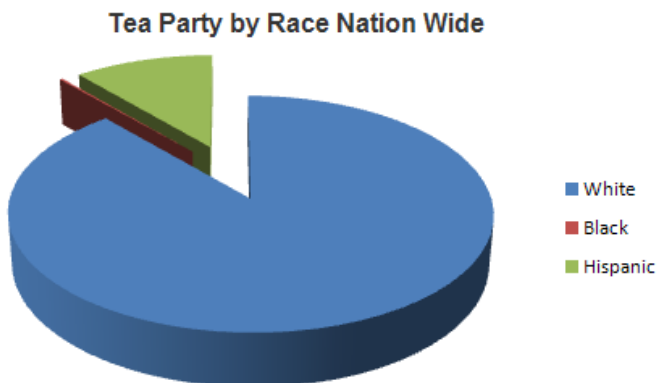
4. The following Chart shows National Distribution of Tea Party Movements<sup>5</sup>

- a. South, 31%
- b. North East , 13%
- c. West, 13%
- d. Mid West, 29%



5. The following chart shows Tea Party by Ethnic Heritage.<sup>6</sup>

- 81% White
- 10% Hispanic
- 2% African American



<sup>5</sup> CNN Poll of Registered Voters, February 17<sup>th</sup>, 2010

<sup>6</sup> CNN Poll of Registered Voters, February 17<sup>th</sup>, 2010

## 6. The Tea Party Ecosystem Nationwide

### **Who are the members of this coalition?<sup>7</sup>**

All Americans who believe in the simple proposition that the Federal Government should not spend money it does not have. Democrats (the 70% who in a recent Rasmussen Poll said they support capitalism and not socialism), Republicans (the 90% who aren't RINOs), Libertarians, Constitutionalists, Independents, Home Schooling families, and Small Business Owners form the backbone of this coalition. We believe that the United States is a republic of individuals acting independently as they see fit, not as the Federal Government instructs them to act.

### **What is the Tea Party Movement Ecosystem?**

It's a term that is descriptive of how the Tea Party Movement actually works. The Tea Party Movement Ecosystem is a collection of individuals and self-organizing groups all united in accomplishing a single goal: returning fiscal responsibility and limited government to the United States through the exercise of political activism. It consists of the 1 million plus individuals who attended the 900 tea parties held across the country on April 15, and the millions more who believe in the noble cause of saving our republic from socialism today. Each individual and group within this ecosystem determines where they want to place their focus, and works independently to accomplish their own unique goals, but communicates and collaborates with every other individual and group within the ecosystem, so that we are all moving the ball forward to achieve the objective that unites us all -- returning fiscal responsibility to all levels of government in the United States.

#### 7. The Adopt a Democrat Program

- a. Started in Texas, the local Tea Party may be thought of as Republican conservative, but the movement in Texas was reaching out to Democrats.
- b. However, after losing 6 democratic votes who swing vote helped pass the Obama Health Care Plan, this program name was changed to "Dump a Democrat"

And in Closing, I leave you with the words of John F. Kennedy

"Ask not what your Country can do for you, but what can you do for your Country"



---

<sup>7</sup> Chicago National Tea Party, <http://www.nationwidechicagoteaparty.com/>, March, 2010